



THE MALDIVES TOURISM

Covid Recovery in the Tourism Sector of the Maldives

By Malaka Abdul Hameed– Director, Security and Crisis Management Section



CONTENT

01

INTRODUCTION

02

PRE COVID

03

CURRENT SITUATION

04

MEASURES
IMPLEMENTED -
TOURISM RECOVERY



99% Water & 1% Land

Area of 90,000 SQ KM

THE ISLAND NATION



Dhivehi

English

Dhivehi

The Official Language



**TOURISM BEGAN
IN MALDIVES IN
1972**



Population Maldives

568,362



Inhabited Islands

202



Resorts

164



Geographical Atolls

26



Total Islands

1192

GDP CONTRIBUTION FROM TOURISM



26.3% Direct Contribution



More than 70% Indirect Contribution



90% of Foreign Exchange Earnings



Pre-COVID

The Maldives Tourism Product & Market Trends



The Product

Sun, Sand & Sea

ARRIVALS

Europe the leading region. **China** the number one market.



TOURIST ARRIVALS

TOURIST ARRIVALS

Total Arrivals 2019

1,702,887

as at end December

Total Arrivals 2020

555,494

as at end December

Total Arrivals 2021

1,321,932

as at end December

Total Arrivals 2022

251,339

as of 23rd February

MAIN MARKETS

Top 10 Markets 2019

(pre-Covid)

	Arrivals	Share (%)	Rank
China	284,029	16.7	01
India	166,030	9.7	02
Italy	136,343	8.0	03
Germany	131,561	7.7	04
United Kingdom	126,199	7.4	05
Russia	83,369	4.9	06
France	59,738	3.5	07
U.S.A	54,474	3.2	08
Japan	44,251	2.6	09
Australia	39,928	2.3	10

SCHEDULED FLIGHTS

No. of Scheduled Airlines

20 in 2019

35 as of March 2020

Major Airlines Operating till border closure 2020

Airline	No. of Passengers	Movements
Emirates	91,213	832
Sri Lankan Airlines	53,453	472
Qatar Airways	38,519	498
Aeroflot	21,252	178
Indigo	20,311	316
Etihad Airways	18,577	272
Air India	15,950	296
Singapore Airlines	15,303	164
Air Asia	14,141	206
Turkish Airlines	14,115	324
Maldivian	12,506	272
Silk Air	11,830	198



An underwater photograph showing a large, dark-colored fish swimming over a sandy seabed. The water is clear and blue, with sunlight filtering through from above, creating a shimmering effect on the sand. The fish is positioned in the lower right quadrant of the frame, moving towards the left.

Post-COVID – CURRENT SITUATION

The Maldives Tourism Product & Trends

TOURIST ACCOMMODATION

Current Capacity in Operation (as of 24th Feb 2022)



TOURIST RESORTS
164



TOURIST GUESTHOUSES
741



TOURIST HOTELS
12



TRAVEL AGENCIES
546



TOURIST VESSELS
153



DIVE CENTRES
216

TOURIST ARRIVALS – 2022 (as at 23rd Feb)

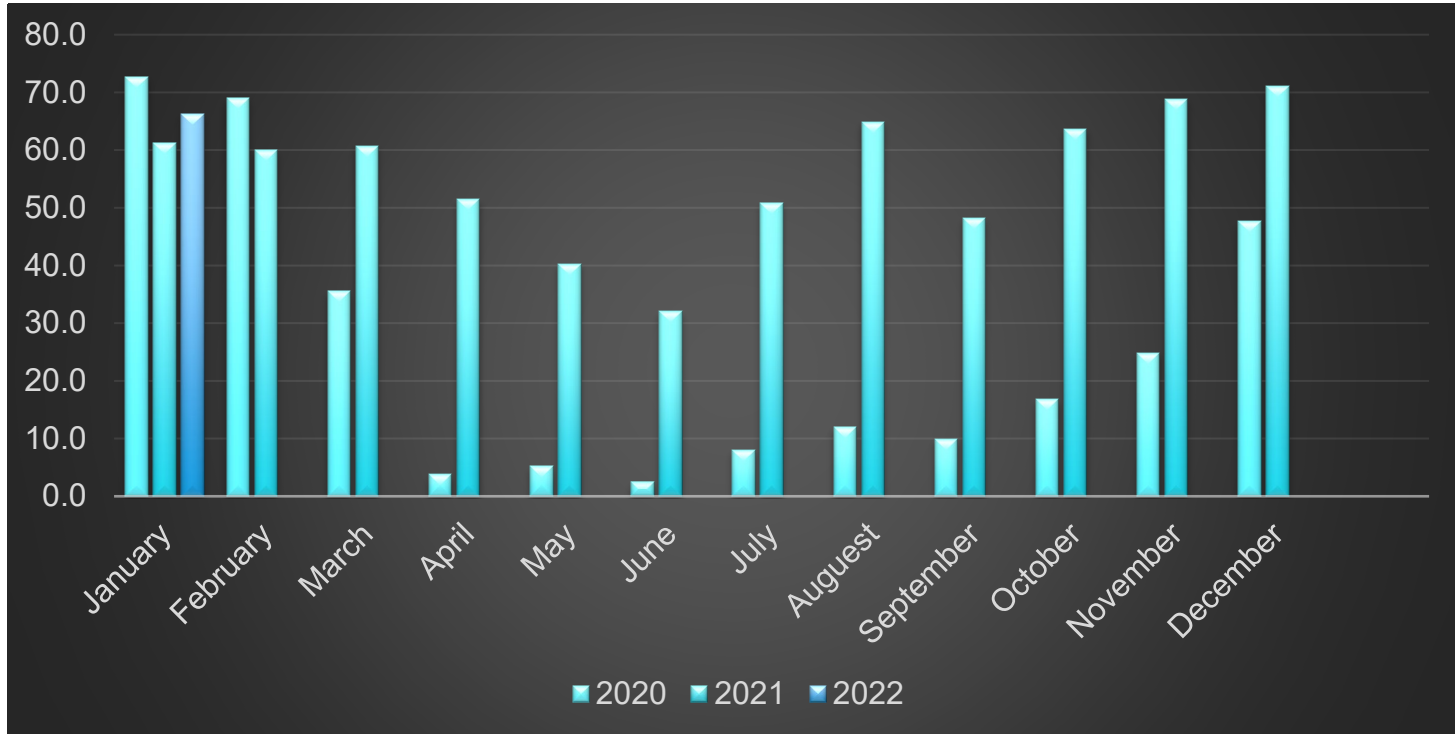


AVERAGE DURATION OF STAY – 2019 & 2020



- EUROPEAN VISITORS STAY THE LONGEST
- ASIAN STAYS FOR SHORTEST
- As at Jan 2022, the average duration of stay is 9.0 days

MONTHLY OCCUPANCY RATE—2020 - 2022



MAIN MARKETS (TOP 10)

Markets changed

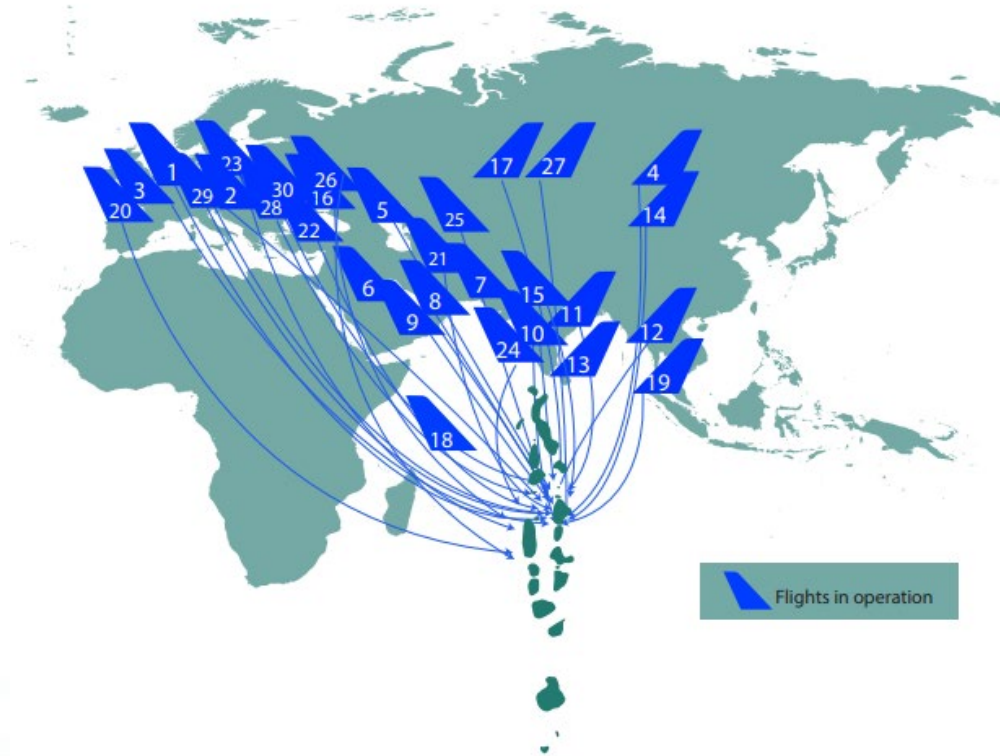
Top 10 Markets 2022

as of 23rd February 2022

	Arrivals	Share (%)	Rank
Russia	39,660	15.8	01
United Kingdom	28,569	11.4	02
India	22,138	8.8	03
Germany	18,777	7.5	04
Italy	17,035	6.8	05
France	12,580	5.0	06
United States	9,875	3.9	07
Ukraine	7,818	3.1	08
Austria	5,858	2.3	09
Switzerland	5,681	2.3	10

MALDIVES CONNECTED TO THE WOLD

As of 3rd March 2021



MAIN AIRLINES

1  BRITISH AIRWAYS

2  EDELWEISS

3  LUFTHANSA

4  AZUR AIR RUSSIA

5  TURKISH AIRLINES

6  QATAR AIRWAYS

7  FLY DUBAI

8  EMIRATES

9  ETIHAD AIRWAYS

10  GOAIR


11  INDIGo INDIGO

12  AIR INDIA

13  SRILANKAN AIRLINES

14  AEROFLOT

15  SPICEJET

16  AZUR AIR UKRIANE


17  AIR ASTANA

18  AIR SEYCHELLES

19  SILK AIR

20  AIR FRANCE

21  GULF AIR

22  AUSTRIAN AIRLINES

23  CONDOR

24  AIR VISTARA

25  UZBEKISTAN AIRWAYS

26  UKRAINE INT'L AIRLINES

27  SCAT AIRLINES

28  GULLIVAIR

29  LOT POLISH AIRLINES

30  BLUE AIR



COVID SITUATION UPDATE

The Maldives

TOURISTS POSITIVITY RATE

COVID-19 Case Updates

as of 23rd February 2022

Tourist COVID cases
as a % of total Tourist Arrivals
(15th Jul 2020 - 23rd February 2022)

0.19% 2020 (15 July - 31 Dec)

0.30% 2021 (1 Jan - 31 Dec)

0.54% 2022 (1 Jan - 23 Feb)



VACCINATION

Vaccination Updates

as of 22nd February 2022

Maldives Total Vaccinated	
First Dose	398,119
Second Dose	370,866
Booster Dose	123,315

Resort Employees % Vaccinated	
First Dose	99.8%
Fully Vaccinated	97.6%
Booster Dose	52.9%

COVID Management Interventions

Public Health Intervention Guideline

⇒ Health SOP in each property



face mask



hand
sanitizing



social
distancing

⇒ COVID case management protocol

⇒ Contact tracing & isolation protocol

⇒ Guest & Staff movement protocol

⇒ Visa extensions

⇒ Extensive testing



- ❖ Visa on Arrival
- ❖ Confirmed hotel reservation in a registered tourist facility
- ❖ PCR test taken 96 hours before departure from first port of embarkation
- ❖ Submission of online Health Declaration form 48 hours prior to arrival to Maldives

On Arrival Protocol

- ❖ Negative PCR of 72 hours, if airline/destination country requires
- ❖ If any COVID -19 symptoms within 24 hours, report 1676
- ❖ Submission of online Traveler Health Declaration form, 48 hours prior to departure

Departure Protocol

COVID MANAGEMENT – SUCCESSFUL PRACTICES



Negative PCR
results



Departure Samples



Helpdesk @ Airport



Travel insurance



WTCC safe travels
stamp



Monitor Inter- resort
movements



Random sampling
at resorts



Compliance training



The Worlds Leading
Destination 2020



Monitoring Inter -resort Movements

Split -Stay procedure for tourists

- 01 Completion of the Declaration Form by the two tourist facilities
- 02 Complete health screening of the guests and fill the Annex-5 form
- 03 Check the Outbreaking / Contact Tracing status of each facility prior to travel and request for special permission via ministry
- 04 Email both Declaration and Annex 5 forms to the Ministry of Tourism & maintain records at both tourist facilities.



Monitoring Inter -resort Movements

for Staff movements

Information sheet of Entry and Exit to Tourist Facility – submitted before 15th of every month.

If a tourist facility/local island is at outbreaking status, permission shall be obtained via Health Protection Agency prior to travel.

Allied Inbound – Travel Insurance

Insurance Policy Offered by Allied Insurance Maldives.

What's Covered?

- Isolation Facility Charges
- Emergency Medical Transportation
- Emergency Medical Expenses
- Mortuary and Burial Services
- Quarantine Facility Expenses

For more information, please visit <https://allied.mv/insurance-plan/allied-inbound/>

PLAN NAME		ALLIED INBOUND		ALLIED INBOUND PLUS		ALLIED INBOUND PREMIUM
DURATION		up to 7 days	up to 90 days	up to 7 days	up to 90 days	up to 90 days
SECTION	BENEFITS	LIMITS	LIMITS	LIMITS	LIMITS	LIMITS
A	Isolation Facility Expense per day	USD 75	USD 75	USD 150	USD 150	USD 150
B	Emergency medical transportation by sea to the nearest Medical Facility / Isolation Facility following a positive diagnosis for COVID-19 or to a nearest Quarantine Facility in the Maldives from the place of contact.	USD 2,000	USD 2,000	USD 3,000	USD 3,000	USD 3,000
		Quarantine Facility not covered	Quarantine Facility not covered	Quarantine Facility not covered	Quarantine Facility not covered	Quarantine Facility covered
C	Emergency Medical Expenses for treating illness or injury	USD 75,000	USD 75,000	USD 100,000	USD 100,000	USD 100,000
D	Mortuary and burial services	USD 20,000	USD 20,000	USD 20,000	USD 20,000	USD 20,000
E	Quarantine Facility Expense per day	Not covered	Not covered	Not covered	Not covered	USD 150
PRICE		USD 25	USD 35	USD 35	USD 45	USD 120

Recent COVID Management Interventions

1) 96 hours valid negative PCR on arrival irrespective of completion of Covid -19 Vaccination or recovered from covid -19 in the last 3 months.

2) Quarantine ease for those who have completed the prescribed Covid- 19 Vaccine dosage:

Direct Contacts

- If asymptomatic – not required to get quarantined (only PCR after 5 days)
- If symptomatic – undertake PCR/Rapid antigen test (produce negative result)

Positive Cases

- Isolation duration reduced to 7 days

3. Active Surveillance for Covid-19 at ports of entry and at tourist facilities, including the random sampling and testing of passengers at ports of entry and staff at tourist facilities.

4. Designated Government facility for tourist Covid cases – Fun Island Resort (for positive cases and direct contacts).



Thank you!